
NO MATTER HOW

***You get it
dirty***

**WE CAN GET IT
CLEAN**



Keep it clean with
TOTAL CLEAN



POWERBOSS

SWEEPERS & SCRUBBERS

scan here  to view our full line of equipment



Here at Total Clean, we are a proud supplier of PowerBoss industrial cleaning equipment. These powerful sweepers and scrubbers are designed to provide sustainable and innovative solutions for indoor and outdoor applications.



ATLAS

- 64" sweep path
- 60" multilevel high dump
- Safety vision dump window
- Power control dust collection system
- Heavy-duty design



ARMADILLO 9X/10X

- All steel construction
- Full service 180° swing-out engine
- Up to 84" sweeping path (dual side brooms)
- Dual synthetic panel filters
- Oversized curb climbing tires



NAUTILUS

- Easy access debris tray
- Adjustable squeegee feature
- Edge scrubbing
- Stainless steel scrub deck



SCRUBMASTER

- No tools - Brush/Squeegee change
- Stainless steel components
- Onboard diagnostics
- One-touch all function buttons



WALK-BEHIND


- Cylindrical/Disc brushes and pads
- Dual brush vacuum motors
- Direct brush release system
- Easy, ergonomic operation



50+ years
of cleaning
experience



Committed to *Environmental* CLEANING





NILFISK - ADVANCE

SWEEPERS & SCRUBBERS

scan here →
to view our full line of products



SW8000

- Heavy-duty, outdoor sweeper
- Up to 77" sweeping path
- Dust Guard™ fog system
- 60" multilevel high dump



ROBOTIC FLOORCARE

- Autonomous scrubber
- Consistent cleaning
- Auto fill-in feature
- Service and training included



SC5000

- Ease of operation
- SmartFlow™ technology
- SmartKey™ & supervisor key settings
- Maximum operator safety

proud to be the #1 distributor

Total Clean is the leading sweeper and scrubber distributor for the southwest. We proudly offer our services in California, Nevada, and Arizona through our wide range of industrial cleaning equipment, parts, and maintenance.



SC6000

- SmartFlow™ technology
- Maximum operator safety
- No tools - Brush/Squeegee change
- SmartKey™ system



7765

- Large sweep & scrub path
- 100 GL recovery/solution tanks
- Designed for up to 600 lbs of downward brush pressure




CS7010

- Hybrid technology and Ecoflex™
- ClearView™ sightlines
- SmartFlow™ tilt out recovery tank
- Heated water, pressure washer



POWER
sweeping

Visit us online to learn more
totalcleanequip.com



NITEHAWK

STREET & PARKING LOT SWEEPERS



RAPTOR II

- Advanced hydraulics
- “Stealth Sweeping” system
- 5-year warranty
- Lowest cost of operation
- Stainless steel hopper
- High visibility and innovative controls



OSPREY II


- GMC / Ford chassis
- Stainless steel hopper
- Oversize access doors
- Rear storage toolboxes
- High flow fan
- Maximum capacity in a low profile sweeper



5 *year warranty*
the longest sweeper
manufacturer warranty


Why NiteHawk Sweepers?

1



Advanced Hydraulics
Generate power and reliability where you need it most

2




“Stealth Sweeping” System
Delivers the quietest performance of any sweeper

3




Lowest Cost Of Operation
No auxiliary engine delivers performance with efficiency

4



Driver Friendly
Simple operation, training, and Non-CDL requirement

5



The Total Clean Guarantee
Here at Total Clean, you can count on professional and reliable service with the best in sweepers from trusted partners





COLUMBIA

UTILITY VEHICLES & CARTS



PAYLOADER

- Move up to 4 passengers
- Rated capacity up to 4,000 lbs
- Up to a 30-mile range
- Tow capacity up to 18,000 lbs
- Exceptional maneuverability



THE CHARIOT

- Move 1 operator
- Rated capacity up to 400 lbs
- Up to a 25-mile range
- Max forward speed up to 9 miles per hour



JOURNEYMAN

- Move up to 6 passengers
- Rated capacity up to 1,100 lbs
- Up to a 40-mile range
- Max forward speed up to 25 miles per hour



The right
solution
for every load



UTILITRUCK

- Move up to 4 passengers
- Tow capacity up to 1,500 lbs
- Tailored to fit various virtually any vehicle application



STOCKCHASER

- Move 1 operator
- Tow capacity up to 6,000 lbs
- Max forward speed up to 8.5 miles per hour



THE EXPEDITER

- Move up to 2 passengers
- Tow capacity up to 1,000 lbs
- Up to a 25-mile range
- Narrow design

Increased Productivity

Columbia has received the highest rating possible, a 10/10, for our global warming and smog scores on the environmental performance label issued by CARB (California Air Resource Board).

① Transportation



Moving more people =
greater efficiency

② Capable



Carry larger loads even in
the tightest spaces

③ Economical



Built to last and affordable

HYDROTEK

PRESSURE WASHERS



SC SERIES

- Heavy-duty fuel tanks
- Total relief unloader
- Belt driven pump
- SpirLast™ coil and heating sys.



HP SERIES

- High heat & high flow system
- Autostart
- Time delay shut down
- Stainless steel housing frame



CPX SERIES

- High output engines
- Steel control panel
- Remote fuel tank
- Belt guard



CPS SERIES

- Panel mounted unloader
- Belt drive pump
- Includes nozzles with insulated quick couplers



HYDROTEK TANK SKID

- Easy 4-bolt installation
- Securely attach to any vehicle
- Compact design
- "BOLT & Go" convenience



HD SERIES / SS SERIES

- Adjustable temperature
- Safety relief valve
- Heavy-duty industrial motor
- Downstream chemical injection



PORTABLE RECYCLE SYS.

- Automatic pump-out
- Stainless vacuum scupper
- Vacuum recovery, 12 GPM
- Oil-absorbing shock




SURFACE CLEANERS

- High cleaning speed
- Works with hot and cold water
- Effectively removes grease
- Gets the job done quickly



PORTABLE TRAILER

- Powder-coated steel frame
- High capacity water filter
- Water-tight seal
- Torsion axles



PORTABLE

Our pressure washers are compact and are easy to transport and maneuver through spaces worry-free.



DURABLE

Built to last with stainless-steel construction and special SpirLast™ heating coils.




SUSTAINABLE

HydroTek pressure washers are made to clean without chemicals or detergents. No chemicals mean fewer environmental disposal and recycling issues.



RELIABLE

Clean more surface area without hunting for water to refill the tank! Efficiency, more volume, fewer trips.



REPAIRS *maintenance* TOTAL SUPPORT

Fully-trained
technicians




\$ Over \$2.5M dollars
in parts inventory

- OEM Parts
- Sweeping & Scrubbing Brushes
- Detergents & Cleaning Chemicals
- Technical Assistance
- Preventative Maintenance



all day
support
& service

Contact us today!
800.200.3432



RENTALS

scan here  
to view our rental fleet



- SW8000
- Heavy-duty, outdoor sweeper
 - Up to 77" sweeping path
 - Dust Guard™ fog system
 - 60" multilevel high dump



- ATLAS
- 64" sweep path
 - 60" multilevel high dump
 - Safety vision dump window
 - Power control dust collection system
 - Heavy-duty design



- 7765
- Large sweep & scrub path
 - 100-gallon recovery/solution tanks
 - Designed for up to 600 lbs of downward brush pressure



- NAUTILUS
- Easy access hopper
 - Adjustable squeegee feature
 - Edge scrubbing
 - Stainless steel scrub deck



- SC6000
- SmartFlow™ technology
 - Maximum operator safety
 - No tools - Brush/Squeegee change
 - SmartKey™ system



- SCRUBMASTER
- No tools - Brush/Squeegee change
 - Stainless steel components
 - Onboard diagnostics
 - One-touch all function buttons



- MOUNTED PRESSURE WASHER TRAILER
- Powder-coated steel frame
 - Torflex axles
 - High capacity water filter
 - Customize with your choice of accessories
 - Integrated storage tube



- WALK-BEHIND
- Cylindrical/Disc brushes
 - Dual brush motors
 - Direct brush release system
 - Easy, ergonomic operation

At Total Clean Equipment,
you can trust that our machines
are easy-to-operate and perform at
the highest standards every time.

KEEP IT CLEAN WITH





Contact Us Today!

Visit us online & connect with us on social media!



facebook.com/TotalCleanEquipment



Instagram: [@total_clean equip](https://www.instagram.com/total_clean equip)



linkedin.com/company/total-clean



youtube.com/haakerequipmentco



LOS ANGELES: 2070 N. White Ave. La Verne, CA 91750 - (909) 598-2706
SAN DIEGO: 9465 Mission Park Place, Santee, CA 92071 - (619) 593-1946
NEVADA: 4645 Copper Sage St. Las Vegas, NV 89115 - (702) 639-0156
ARIZONA: 3717 E. Broadway Rd., Ste. 6, Phoenix, AZ 85040 - (602) 266-8214