


CS7010™

Fuel Cell Combination Sweeper–Scrubbers



GREENER. CLEANER. SMARTER.

The industry's first Fuel Cell Powered Sweeper–Scrubber.



The green class of industrial cleaning technology has arrived

In a single broad stroke, the Advance CS7010 Combination Sweeper–Scrubber reinvents an entire class of equipment by reducing total cost of ownership — including operation, labor and maintenance, while effectively doubling fuel economy and runtime efficiency. Now, the most economical solution is also the most ecological.

Advance reinforces its dedication to sustainable cleaning as the industry's first supplier to offer a fuel cell powered sweeper–scrubber. For customers that have invested in fuel cell technology, there is now a sweeper–scrubber solution to further leverage their fuel cell infrastructure.

Simply install your Plug Power® 2300 GenDrive Fuel Cell Hybrid System into the fuel cell ready CS7010, fill with hydrogen, and start cleaning.

Fuel Cell CS7010™

Compared to other sweeper–scrubbers in its class, the CS7010 offers:

- Increased efficiency
- Increased sustainability
- Increased flexibility
- 100% indoor emission-free
- One innovative machine with dedicated sweeping and scrubbing functions



* Fuel cell is not included.

Installation



Lift the fuel cell to the height of the machine



Install fuel cell into CS7010



Connect fuel cell to CS7010 unit




Connect fuel cell to controller

* Fuel cell ready CS7010 is machine only and ready for the installation of customer's fuel cell. **Fuel cell is not included.**

Starting




1 Turn the fuel cell on by pushing the START button



2 Turn the CS7010 on by turning the ignition key ON

Stopping



1 To stop the machine, turn the CS7010 ignition key OFF



2 Turn the Fuel Cell off by pushing the STOP button

Reach a new standard of cleaning power.

Visit <http://www.advance-us.com> or contact your Advance sales representative to learn more.

©2017 Nilfisk, Inc. Form L3282A 5-4-17



recyclable

Technical Specifications

Models	CS7010 Fuel Cell
Configuration	Independent front dry sweeping w/dust control and rear scrubbing functions Electronically controlled electric drives for all sweeping and scrubbing functions Electrically driven hydraulic power unit for hopper raise/lower functions
Sweeping System	
Sweeping Path w/Dual Side Brooms	61 in (154 cm) - Squeegee path width is fully swept
Main Broom	36 in (90 cm) x 12.2 in (31 cm)
Sweeping Coverage Rate Per Hour	146,400 ft ² (13,600 m ²)
Dust Control System	115 ft ² (10.7 m ²) Donaldson high-capacity PowerCore® UltraWeb® filter w/synthetic media. Variable frequency automatic filter shaker
Hopper Dump Height (Max.)	60 in (152 cm)
Hopper Capacity	7 ft ³ (198 L) 300 lb (136 kg)
DustGuard™ Tank Capacity ¹	29 gal (110 L)
Scrubbing and Recovery Systems	
Scrubbing Path and Brushes	48 in (122 cm) - 3 x 17 in (43 cm) disc
Scrubbing Coverage Rate Per Hour	118,600 ft ² (11,000 m ²)
Scrub Pressure	Three scrub pressure settings up to 400 lb (182 kg) of down force at maximum setting
Recovery/Solution Tank Capacity	75 gal (285 L) each
Recovery Vacuum	Dual vac fan motors capable of 65 in (165 cm) waterlift
Power and Propulsion Systems	
Power System	Plug Power™ Model 2300 GenDrive™ hybrid fuel cell
Propulsion System	Variable speed brushless A/C drive
Propel Speed (Variable)	Transport @ Gross Weight 5.5 mph (8.9 km/h) Sweeping/Scrubbing 3.5 mph (5.6 km/h) w/override capability
Gradeability	Transport @ Gross Weight 21% (12 deg.) Scrubbing/Sweeping 15% (9 deg.)
Dimensions/Weight/Sound/Environmental	
Length	103 in (262 cm)
Width	48 in (122 cm)
Height	[59 in (150 cm)] [82 in (208 cm) std. overhead guard] [79 in (201 cm) low clearance overhead guard]
Minimum Aisle Turn	104 in (264 cm)
Weight : GVW	6,186 lb (2,812 kg)
Empty	5,152 lb (2,342 kg)
Sound Level (IEC60335-2-72)	72 dB A ²
Water Ingression	All electric drive motors and actuators rated IP55 for water washdown

¹ DustGuard™ optional.

² Measured run time using low scrubbing and sweeping mode at normal operating speeds on smooth floors (actual results will be application dependent).

³ Published sound level is from machine only and does not reflect fan noise level from fuel cell.

Note: Specifications subject to change without notice. CS7010 models shown in photos may feature optional accessories.



ETL approval applies to machine only.

Nilfisk, Inc.

9435 Winnetka Avenue North
Brooklyn Park, MN 55445
www.advance-us.com
Phone 800-214-7700
Fax 800-989-6566

240 Superior Boulevard
Mississauga, Ontario, Canada L5T 2L2
www.nilfisk-advance.ca
Phone 800-668-8400
Fax 800-263-5111

